



TRINITY COLLEGE FOR WOMEN NAMAKKAL

Department of Computer Science

IMAGE EDITING TOOL

IV- Semester

Presented by

Mrs.R.Navamani,

HOD-UG, Assistant Professor ,

Department of Computer Science.

<http://www.trinitycollegenkl.edu.in/>

IMAGE EDITING TOOL DEFINITION

- Image editing tools are **used to edit existing bitmap images and pictures**. They are capable of converting any image data type file format.
- Image editing tools are primarily used for reinventing and recreating the image, which make them an important tool for designing a multimedia project.

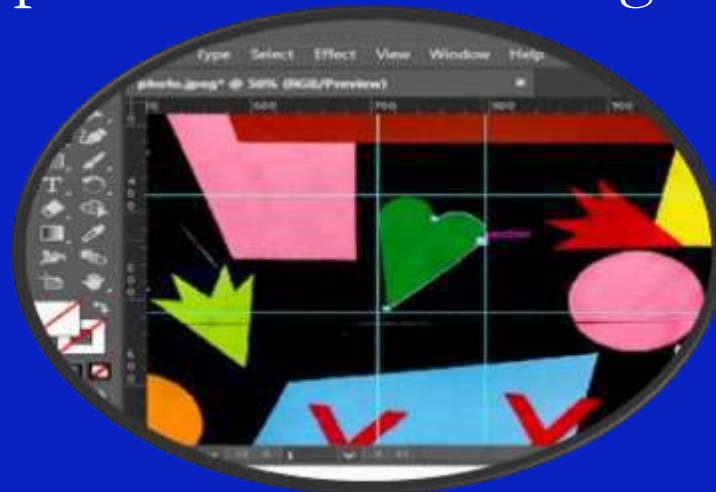


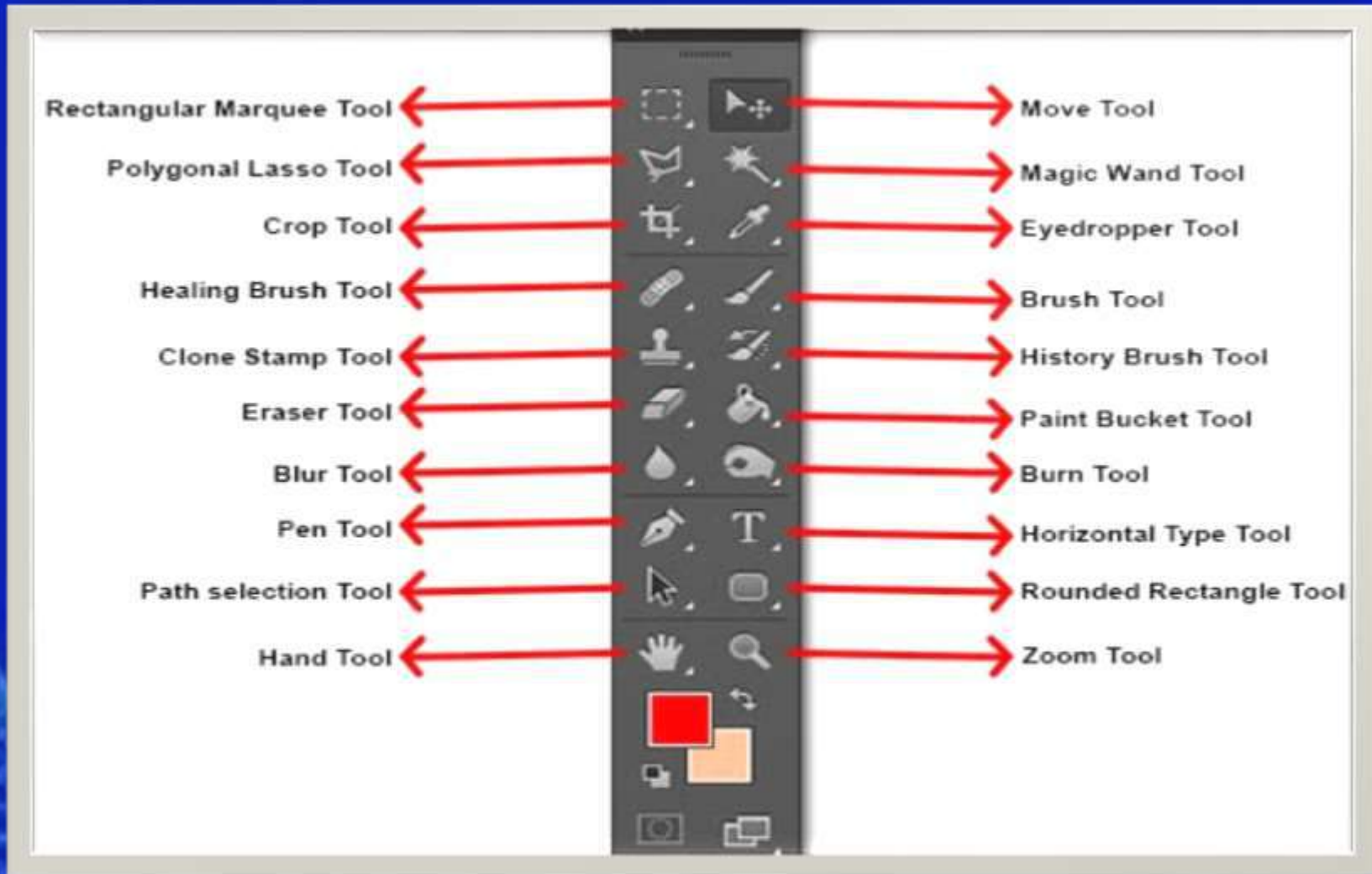
Photo Editing Basics

- Crop your images and clean them up.
- Adjust white balance.
- Adjust exposure and contrast.
- Adjust color vibrancy and saturation
- Sharpen images.
- Finalize and share.

Photoshop tools

- There are many Adobe Photoshop CC 2021 tools that you can use in post-processing, several of which are especially useful for editing ecommerce and product photography
- Magic Wand Tool. Move Tool. Rectangular Marquee Tool and Elliptical Marquee Tool. Lasso Tool, Polygonal Lasso Tool and Magnetic Lasso Tool.

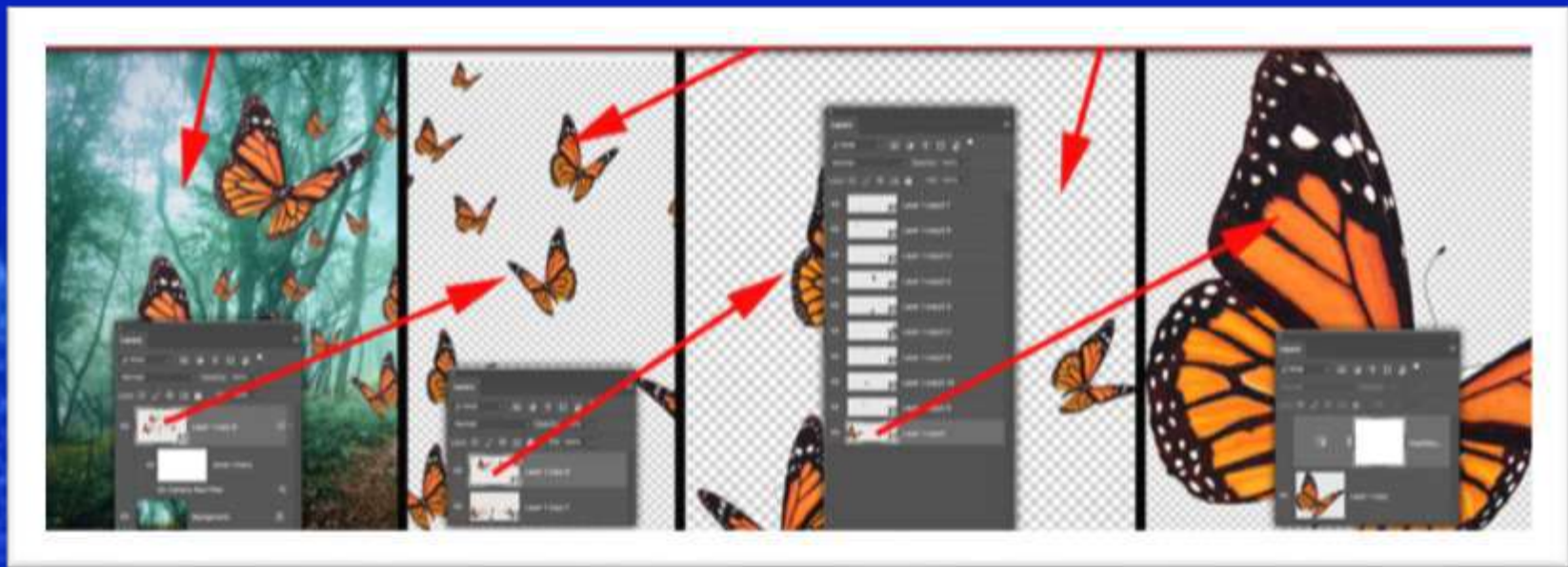
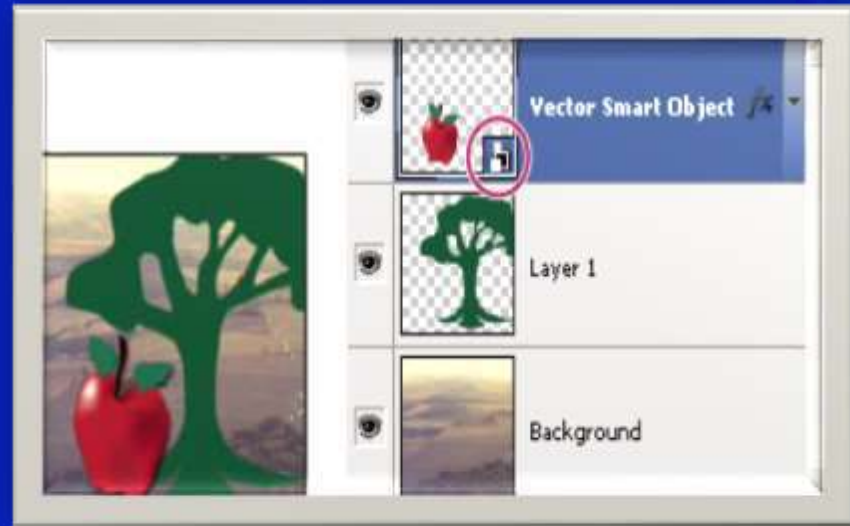
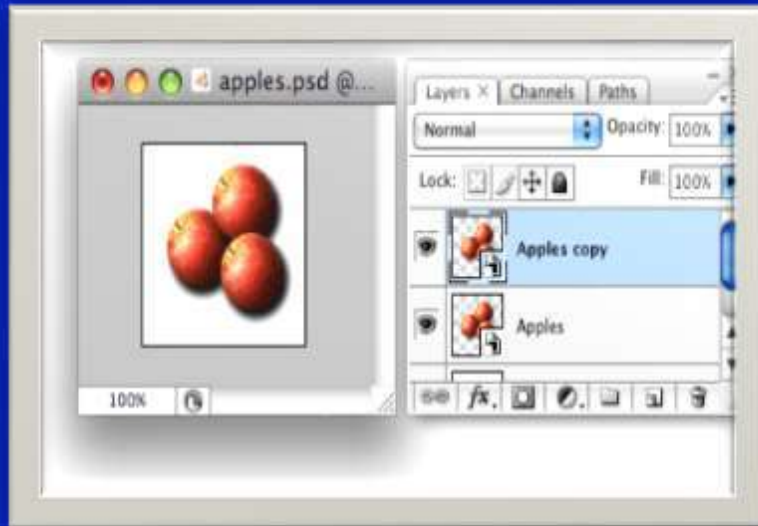
Photoshop tools Example



Working with Smart Objects

- Smart Objects are layers that contain image data from raster or vector images.
- Smart Objects preserve an image's source content with all its original characteristics, enabling you to perform nondestructive editing to the layer.
 - Perform nondestructive transforms.
 - You can scale, rotate, skew, distort, perspective transform. Edit one Smart Object and automatically update all its linked instances.

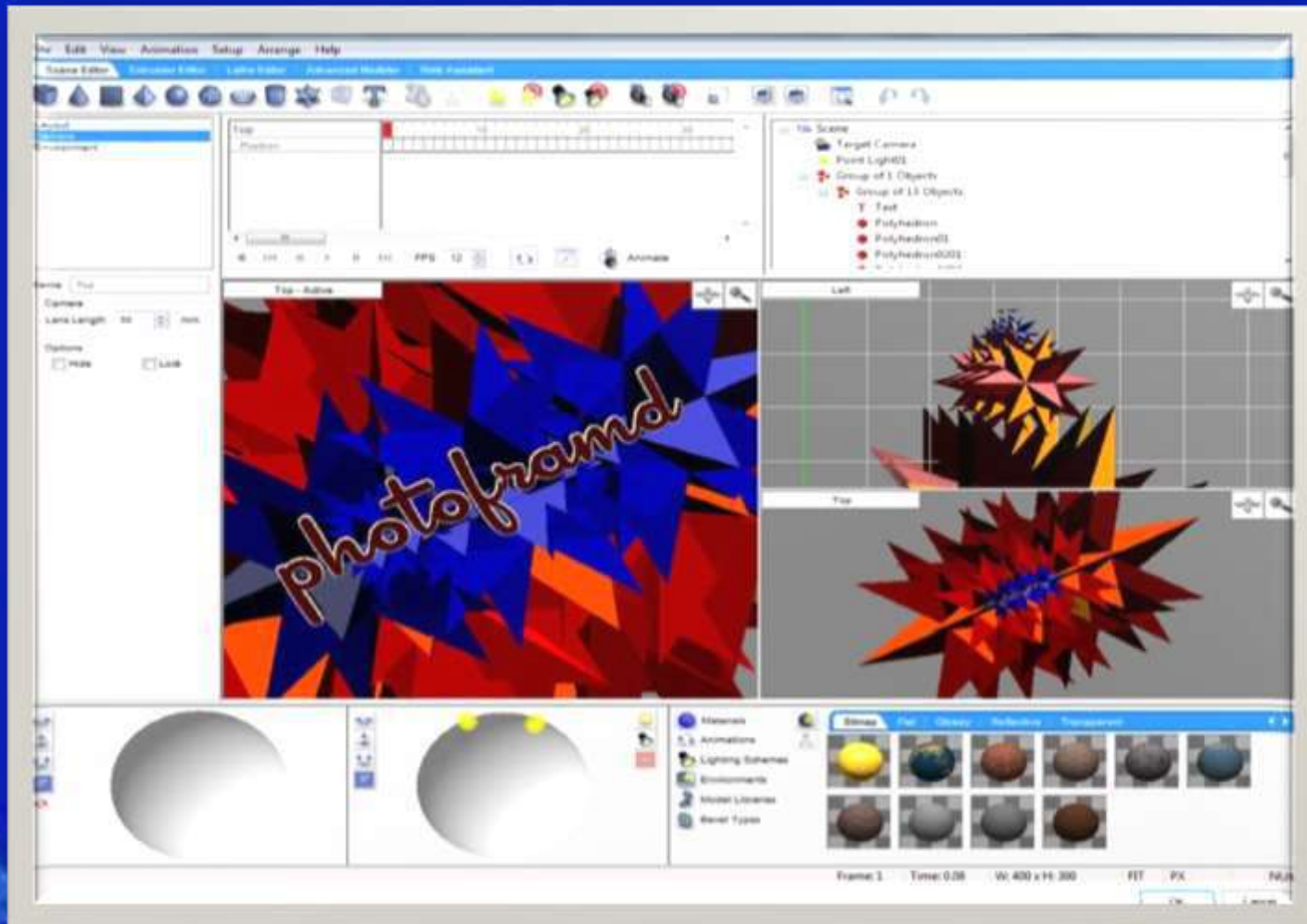
Working with Smart Objects Example Example



Animation, 3D, and Printing in Photoshop CS5

- Photoshop can build a variety of basic 3D objects using 2D layers as a starting point.
- Convert 2D layers into 3D postcards . If your starting layer is a text layer, any transparency is retained.
- Wrap a 2D layer around a 3D object, such as a cone, cube, or cylinder.
- Create a 3D mesh from the grayscale information in a 2D image.

Animation, 3D, and Printing in Photoshop CS5 Example



Advantages of using Adobe Photoshop

- Save Your Time
- Improve Your Product Photos
- Retouch Photography
- Transform Pictures Artistically
- Improve Social Media Presence
- Opportunity To Express Your Creativity
- Earn Money Online With Photoshop!
- Become Photo Editing Instructor

THANK YOU

<http://www.trinitycollegenkl.edu.in/>