



**TRINITY COLLEGE FOR WOMEN NAMAKKAL**  
**NAAC –SSR CYCLE-I**

**1.4 Feedback System**

**1.4.1 Feedback Analysis**

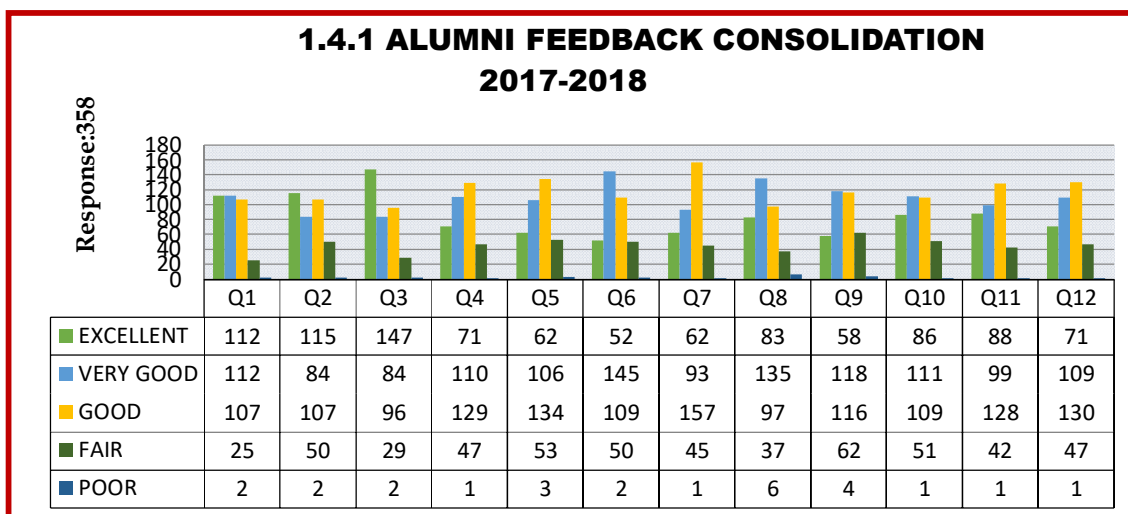
**Alumni Consolidated Response**

### 1.4.1 ALUMNI FEEDBACK CONSOLIDATION

Response : 358

Year: 2017-2018

Q.NO	PARTICULARS	EXCELLENT	VERY GOOD	GOOD	FAIR	POOR
Q1	How do you rate the course that you have learnt in the college in relation to your current job?	112	112	107	25	2
Q2	College infrastructure	115	84	107	50	2
Q3	Teaching Method of Faculty	147	84	96	29	2
Q4	Library/ Prescribed readings	71	110	129	47	1
Q5	Rate the hostel facilities	62	106	134	53	3
Q6	Educational resources	52	145	109	50	2
Q7	Training and Placement	62	93	157	45	1
Q8	Immediate action taken under Health Care facilities	83	135	97	37	6
Q9	Extra – Curricular activities	58	118	116	62	4
Q10	Information Technology (Computers, Labs, Projector,etc)	86	111	109	51	1
Q11	Seminars/ Guest Lectures/ Workshops/ Conference	88	99	128	42	1
Q12	Overall rating for the college	71	109	130	47	1

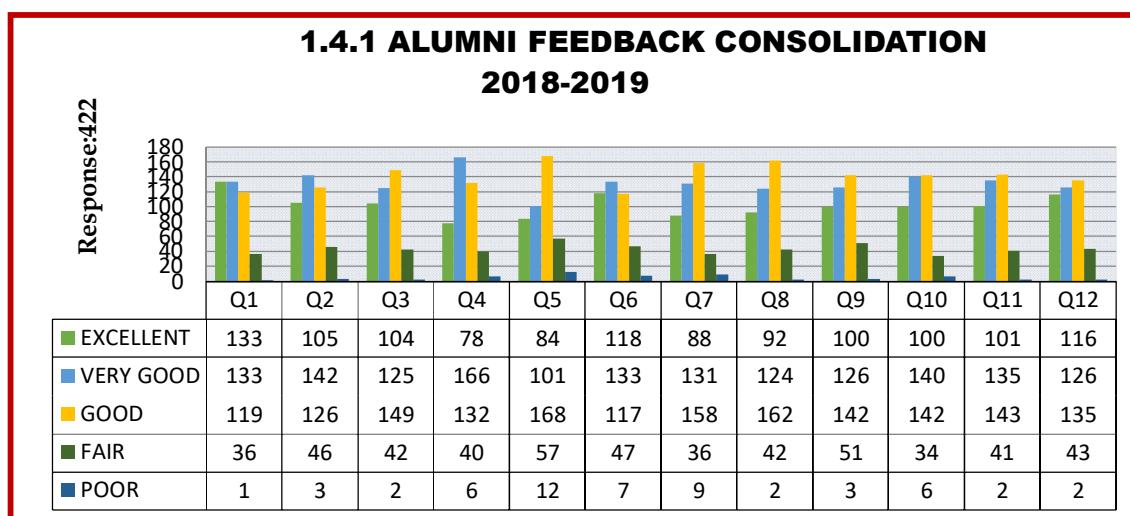


### 1.4.1 ALUMNI FEEDBACK CONSOLIDATION

Response : 422

Year: 2018-2019

Q.NO	PARTICULARS	EXCELLENT	VERY GOOD	GOOD	FAIR	POOR
Q1	How do you rate the course that you have learnt in the college in relation to your current job?	133	133	119	36	1
Q2	College infrastructure	105	142	126	46	3
Q3	Teaching Method of Faculty	104	125	149	42	2
Q4	Library/ Prescribed readings	78	166	132	40	6
Q5	Rate the hostel facilities	84	101	168	57	12
Q6	Educational resources	118	133	117	47	7
Q7	Training and Placement	88	131	158	36	9
Q8	Immediate action taken under Health Care facilities	92	124	162	42	2
Q9	Extra – Curricular activities	100	126	142	51	3
Q10	Information Technology (Computers, Labs, Projector,etc)	100	140	142	34	6
Q11	Seminars/ Guest Lectures/ Workshops/ Conference	101	135	143	41	2
Q12	Overall rating for the college	116	126	135	43	2

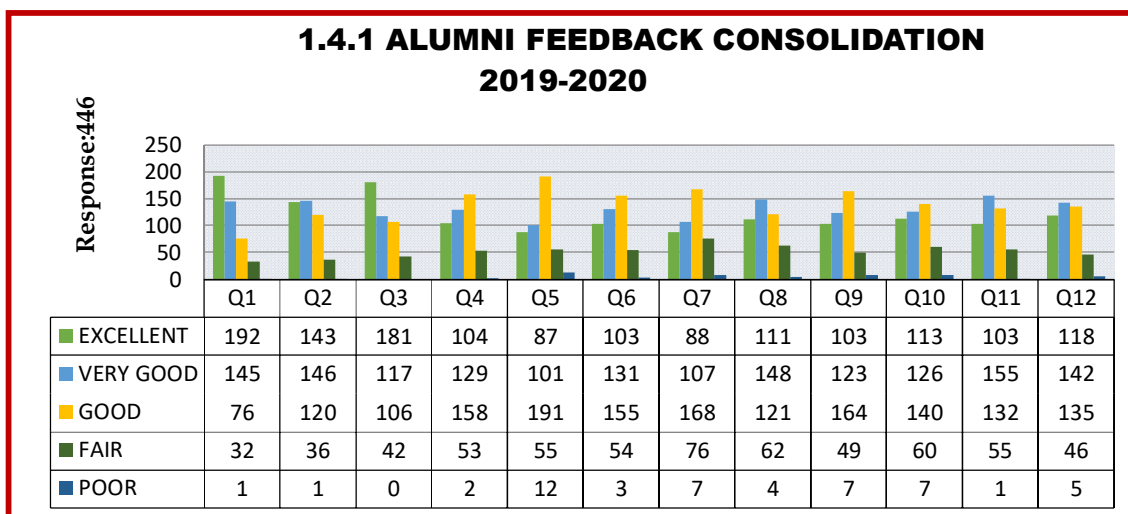


### 1.4.1 ALUMNI FEEDBACK CONSOLIDATION

Response : 446

Year: 2019-2020

Q.NO	PARTICULARS	EXCELLENT	VERY GOOD	GOOD	FAIR	POOR
Q1	How do you rate the course that you have learnt in the college in relation to your current job?	192	145	76	32	1
Q2	College infrastructure	143	146	120	36	1
Q3	Teaching Method of Faculty	181	117	106	42	0
Q4	Library/ Prescribed readings	104	129	158	53	2
Q5	Rate the hostel facilities	87	101	191	55	12
Q6	Educational resources	103	131	155	54	3
Q7	Training and Placement	88	107	168	76	7
Q8	Immediate action taken under Health Care facilities	111	148	121	62	4
Q9	Extra – Curricular activities	103	123	164	49	7
Q10	Information Technology (Computers, Labs, Projector,etc)	113	126	140	60	7
Q11	Seminars/ Guest Lectures/ Workshops/ Conference	103	155	132	55	1
Q12	Overall rating for the college	118	142	135	46	5

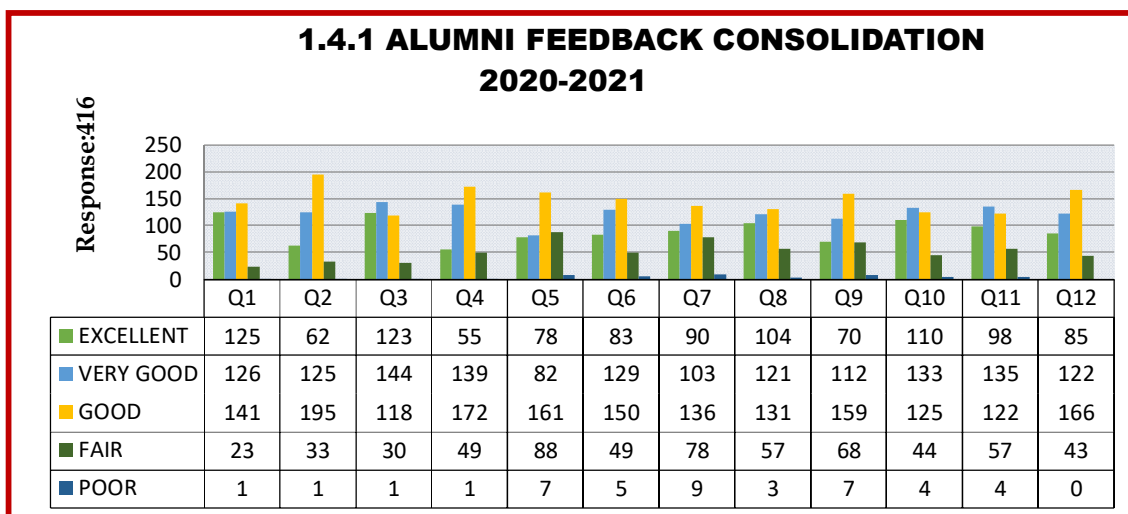


### 1.4.1 ALUMNI FEEDBACK CONSOLIDATION

Response : 416

Year: 2020-2021

Q.NO	PARTICULARS	EXCELLENT	VERY GOOD	GOOD	FAIR	POOR
Q1	How do you rate the course that you have learnt in the college in relation to your current job?	125	126	141	23	1
Q2	College infrastructure	62	125	195	33	1
Q3	Teaching Method of Faculty	123	144	118	30	1
Q4	Library/ Prescribed readings	55	139	172	49	1
Q5	Rate the hostel facilities	78	82	161	88	7
Q6	Educational resources	83	129	150	49	5
Q7	Training and Placement	90	103	136	78	9
Q8	Immediate action taken under Health Care facilities	104	121	131	57	3
Q9	Extra – Curricular activities	70	112	159	68	7
Q10	Information Technology (Computers, Labs, Projector,etc)	110	133	125	44	4
Q11	Seminars/ Guest Lectures/ Workshops/ Conference	98	135	122	57	4
Q12	Overall rating for the college	85	122	166	43	0



### 1.4.1 ALUMNI FEEDBACK CONSOLIDATION

Response : 403

Year: 2021-2022

Q.NO	PARTICULARS	EXCELLENT	VERY GOOD	GOOD	FAIR	POOR
Q1	How do you rate the course that you have learnt in the college in relation to your current job?	108	145	123	27	0
Q2	College infrastructure	78	162	147	16	0
Q3	Teaching Method of Faculty	109	136	128	30	0
Q4	Library/ Prescribed readings	86	128	146	40	3
Q5	Rate the hostel facilities	100	90	156	50	7
Q6	Educational resources	92	142	136	33	0
Q7	Training and Placement	73	131	132	60	7
Q8	Immediate action taken under Health Care facilities	90	125	141	42	5
Q9	Extra – Curricular activities	126	100	140	34	3
Q10	Information Technology (Computers, Labs, Projector,etc)	87	160	115	39	2
Q11	Seminars/ Guest Lectures/ Workshops/ Conference	76	159	118	50	0
Q12	Overall rating for the college	97	134	132	38	2

